

YMCA of Montclair 10K
 Montclair, New Jersey 07042

NJ17504JHP

Effective Feb 1, 2017 to Dec 31, 2027



All Directions are given relative to the Running Direction.

Start/Finish: On Midland at the southern edge of the northernmost metal grate in the street on the west side of the road in front of the Montclair Y, 25 Park St.

Mile 1: On Midland between Erwin Park and Holland Terrace, 14 feet after (north of) the storm drain on the right.

Mile 2: In Edgewood Park at the north end, 7 feet before lamp pole 1313 on the right.

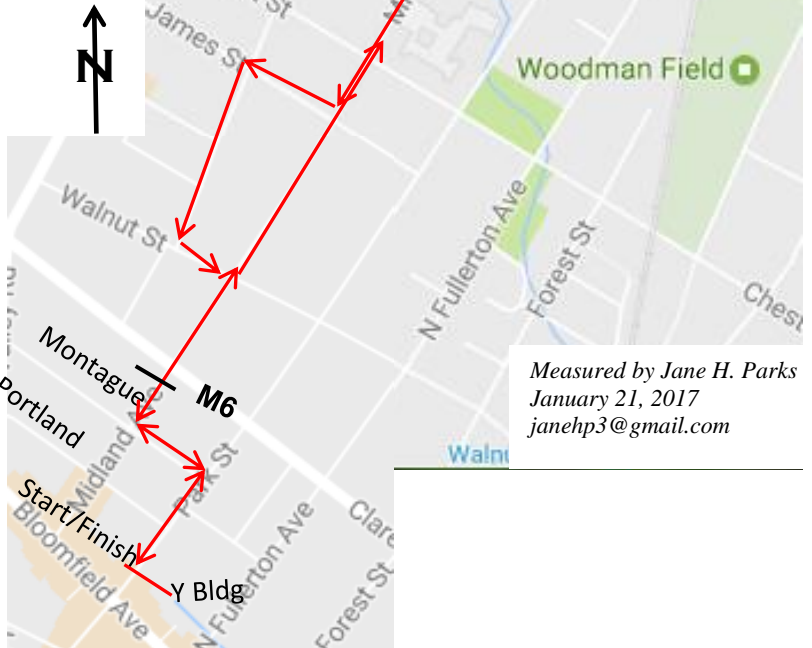
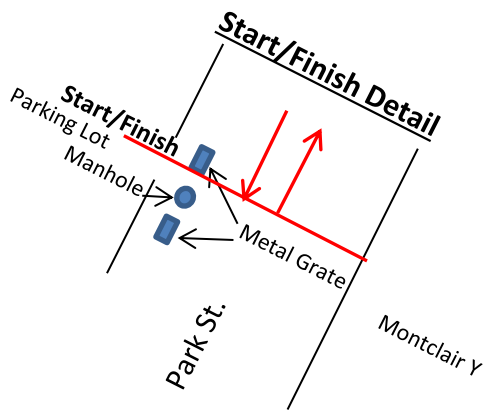
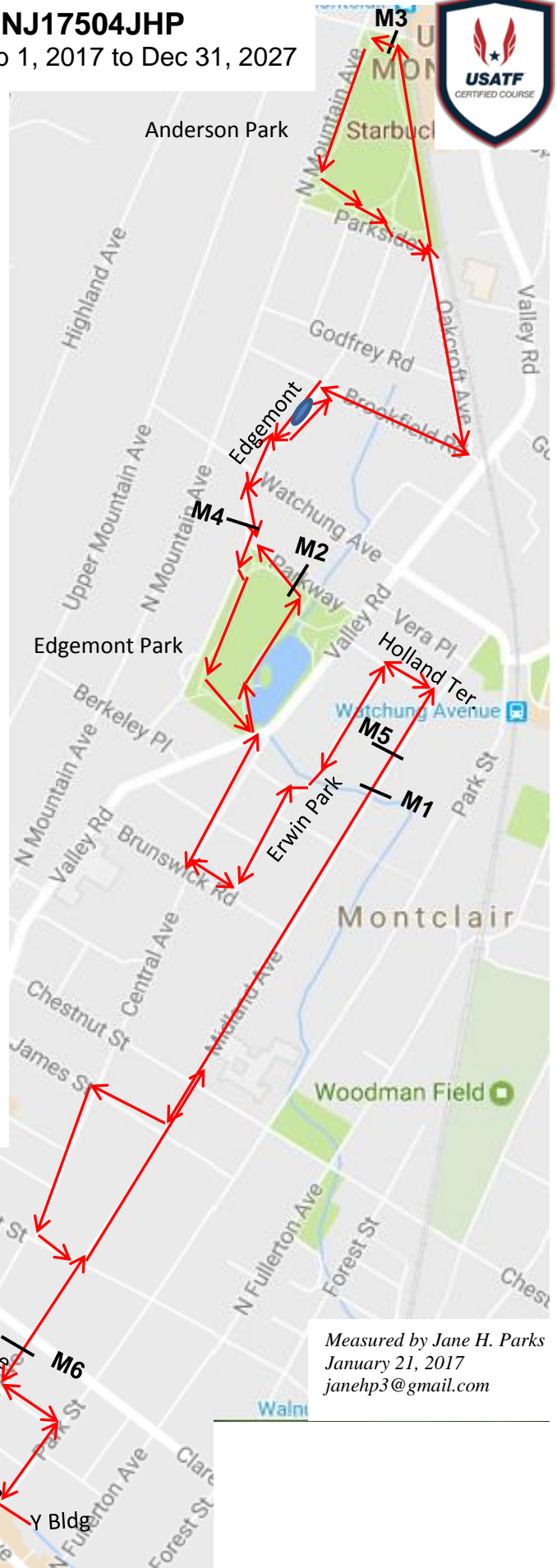
Mile 3: In Anderson Park at the north end, 3 feet 6 inches before the leading edge of the double bench which is between the two northern entrances from Bellevue Ave.

Mile 4: On Edgemont before the entrance into Edgemont Park, 5 feet after (south of) the storm drain on the right.

Mile 5: On Midland north of Mile 1 at #244 on the right, 74 feet before lamp pole 154 on the right.

Mile 6: On Midland After (south of Claremont), 23 feet after the metal plate "Essex County Traffic Dept" in the grass on the left.

Course Notes: On the return after mile 3, runners leave Anderson Park on the path at Parkside and Edgemont. On the return after mile 4, runners enter Edgemont Park using the first entrance south of the corner entrance at Parkway and Edgemont.



Start/Finish (see detail)

Measured by Jane H. Parks
 January 21, 2017
 janehp3@gmail.com